

CHLOE'

STRUTTURA

Struttura in multistrato di legno e altri derivati del legno

IMBOTTITURA

Poliuretano espanso a densità differenziate e falda di ovatta acrilica

Seduta:
densità 35 kg x m³
Spalliera:
densità 21 kg x m³

SOSPENSIONE SEDUTA

Pannello in multistrato rigido ad alta resistenza

RIVESTIMENTO

Tessuto:
completamente sfoderabile
Ecopelle:
parzialmente sfoderabile

OPTIONAL

- poggiatesta

STRUCTURE

Framework in poplar, fir and various derivatives

UPHOLSTERY

Polyurethane foam - various densities + acrylic wadding

Seats:
density 35 kg x m³
Backrest:
density 21 kg x m³

SEAT SUPPORT

Rigid strong panel

COVERING

Fabric:
fully removable
Artificial leather:
partially removable

OPTIONAL EXTRA

- headrest

STRUCTURE

Sapin peuplier, multiplis et panneaux de particules

GARNISSAGE

Mousse polyuréthane expansé haute résilience

Assises:
densité 35 kg x m³ + couche acrylique
Dossier:
densité 21 kg x m³ + couche acrylique

SUSPENSION D'ASSISE

Panneau rigide, grande résistance

REVETEMENT

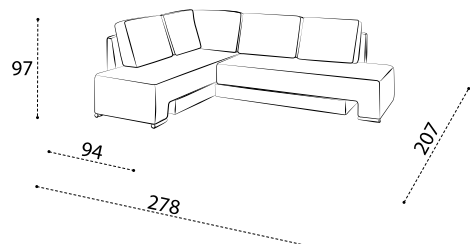
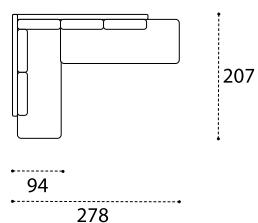
Tissu:
totalement déhoussable
PVC:
partiellement déhoussable

OPTION

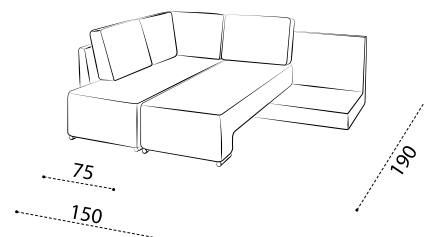
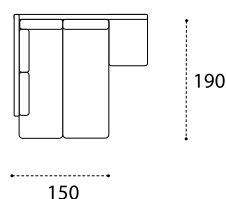
- appui-tête

divano / sofa / canapé

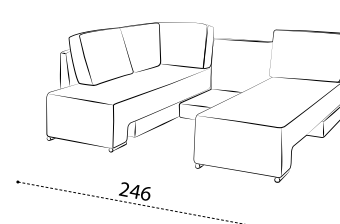
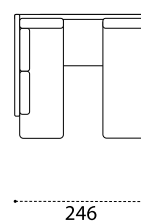
COMPOSIZIONE ANGOLARE/CORNER COMPOSITION/COMPOSITION ANGLE



VERSIONE LETTO MATRIMONIALE/DOUBLE BED VERSION/VERSION LIT A DEUX PLACES

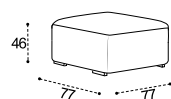


VERSIONE LETTI SINGOLI/TWIN SINGLE OPTION/VERSION AVEC DEUX LITS SEPARÉS

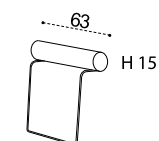


specificare lato penisola destra o sinistra
to specify right or left peninsula
spécifier si angle méridienne gauche-droite

pouff / ottoman / pouf



optional / optional extra / option



poggiatesta
headrest
appui-tête